



Waterless advantage. Elgin performance.

Have a limited water supply? Need to sweep year-round in all weather conditions? All while having to maximize your operator's productivity and sweeping efficiency? Then look no further than the popular Elgin Eagle, equipped with a new, patent-pending **Waterless Dust Control System**.

With the Waterless Eagle, you get the incredible sweep performance that has made the Eagle a favorite, but you control dust without using water. And since there's no water, sweeping in freezing weather conditions is possible, helping you meet the growing demand for quick pick-up of winter-time road sand, salt and cinders. As a result, you significantly reduce time spent on spring clean-up.

In addition, the process of dry sweeping provides additional environmental benefits, including a reduction in road silt that can be left as a film from water-based dust control sweepers. To increase productivity, Eagle's Waterless Dust Control System means operators sweep more and spend less time filling tanks. Without water, mud doesn't build up on components, which can reduce clean-up time at the end of a shift by 30 minutes.

This brochure has been designed to give you a component-level understanding of the unique Waterless Eagle features and benefits.

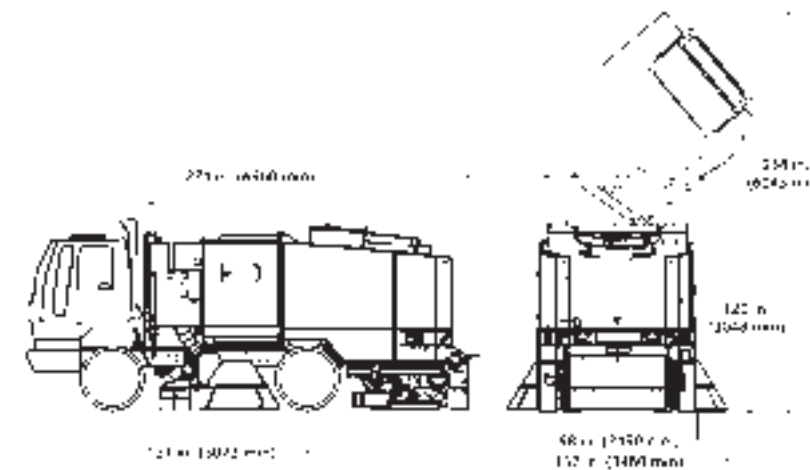
Waterless Eagle® Waterless Dust Control Sweeping Option



In-Cab Side Broom Tilt: Allows operator to sweep effectively in variably pitched gutters. On-the-go pitch adjustment with a simple rocker switch ensures proper broom angle.



LifeLiner® Hopper System: Introducing the LifeLiner® hopper system, a specially designed hopper liner and finish system that greatly improves the life, durability, and functionality of a sweeper hopper.



Basic Specifications

Engine
John Deere 4045, 99 hp

Sweep System
No-Jam Conveyor

Sweeping Path (Max)
10 ft (3,048 mm)

Hopper Capacity (volumetric)
4.5 yd³ (3.5 m³)

Dust Suppression
Waterless Dust Control System

Auxiliary Water System
320 gal (1,210 L)

Dumping Height (max)
10 ft 2 in (3,100 mm)

Dump Location
Right Side

Additional Options

- Rotating beacon or strobe light
- Rotating beacon or strobe light guard
- Carbide dirt shoes
- Arrow Board
- Auto-lube™ automatic lubrication system
- Automatic engine shutdown (high temp/low pressure)
- LifeLiner®
- Main broom hour meter
- One-touch sweep resume system

Consult factory for additional options.

Your local Elgin Dealer is:

Value Added Services

- Elgin's commitment to the customer continues long after the sale.
- Factory-trained worldwide dealer network
 - Genuine Performance Matched Parts

Elgin Sweeper Company

Elgin Sweeper Company, a division of Federal Signal Corporation, is North America's largest and premier manufacturer of street and industrial sweeping equipment. Elgin Sweeper engineers and manufactures the broadest range of sweepers available, from mechanical broom, to pure vacuum, to regenerative air; ground dump to high dump; alternative fuel, PM10 compliant per SCAQMD Rule 1186, to waterless dust control. Elgin Sweeper is a part of the Federal Signal Environmental Products Group (FSEPG), which is comprised of seven operating units that provide a complete line of cleaning solutions to both private and government customers.

Unmatched Dealer Network

Elgin Sweeper Company has the largest and most developed dealer network in the sweeping industry. With more than 50 dealers and over 100 locations, Elgin products are by far the best supported in the industry. This means that Elgin users have local warranty, technical support and parts support.

Warranty

Elgin Sweeper Company backs the Eagle with a one-year, limited warranty. The Eagle is warranted against defects in material or workmanship for 12 months from the date of delivery to the original purchaser. Optional extended warranty packages are available. Consult your Elgin Dealer for company warranty details.



1300 West Bartlett Road • Elgin, Illinois 60120-7529
Phone: 847-741-5370 • Fax: 847-742-3035
E-mail: sales@elginsweeper.com • www.elginsweeper.com

©2006 Federal Signal Corporation. Federal Signal Corporation is listed on the NYSE by the symbol FSS. Some items shown may be optional. Specifications subject to change without notice. P/N 0705358-A Effective 10/06 04

ELGIN
Subsidiary of Federal Signal Corporation

ELGIN
Subsidiary of Federal Signal Corporation

Launched in 1988, the Eagle is the premier 4-wheel, twin engine, mechanical truck-mounted broom sweeper. With its exclusive No-Jam conveyor, wide sweep path and trouble-free lift mechanism, the Eagle provides unequalled productivity in a variety of applications, including highway maintenance, heavy-duty municipal care, road construction and resurfacing.

Get all the following features that have made the Eagle unmatched in sweep performance with waterless technology and that make the Eagle the most versatile sweeper ever.

- No-Jam Conveyor**
The Eagle conveyor features molded-in, full-width cleats that move large debris without jamming. High-strength belt material provides long wear and maximum uptime. Controlled from the cab, including reverse, the conveyor assures efficient loading of heavy granular debris as well as bulky materials such as tire re-treads, hub caps, mufflers and more. The high speed of the belt throws material to the front of the hopper for more effective loading. Built-in washdown allows quick, easy clean-up.
- Wide Sweep Path**
Hydraulically driven main and side brooms create a wide 10 ft (3,048 mm) sweeping path for maximum productivity. The main broom is mounted through a full-floating, trailing arm design with shocks for following road contours. The 42 in (1,067 mm) free-floating, trailing arm side brooms provide powerful digging action and a full four-way motion and sideway protection when passing close to obstacles. Variable speed and down pressure for digging and wear control are controlled from in the cab. This means deep digging or light touch for maintenance sweeping.
- Variable Height Dump Hopper**
The 4.5 yd³ (3.4 m³) volumetric hopper can be emptied anywhere from a minimum of 32 inches (813 mm) to a maximum of 10 ft 2 in (3,100 mm) and an 11 in (280 mm) right side shift enhances container or dump truck unloading. The hopper lifts on a trouble-free, twin cylinder, dual stage mechanism and is capable of lifting up to an 11,000 lb (5,000 kg) load. The center



THE WATERLESS EAGLE AT A GLANCE.

- Powerful Auxiliary Engine**
A reliable 99 hp John Deere 4045 diesel auxiliary engine powers all sweep and dust control systems. The dedicated sweep system engine produces superior digging at required ground speed. The truck engine rpm and ground speed do not affect broom or conveyor speed.

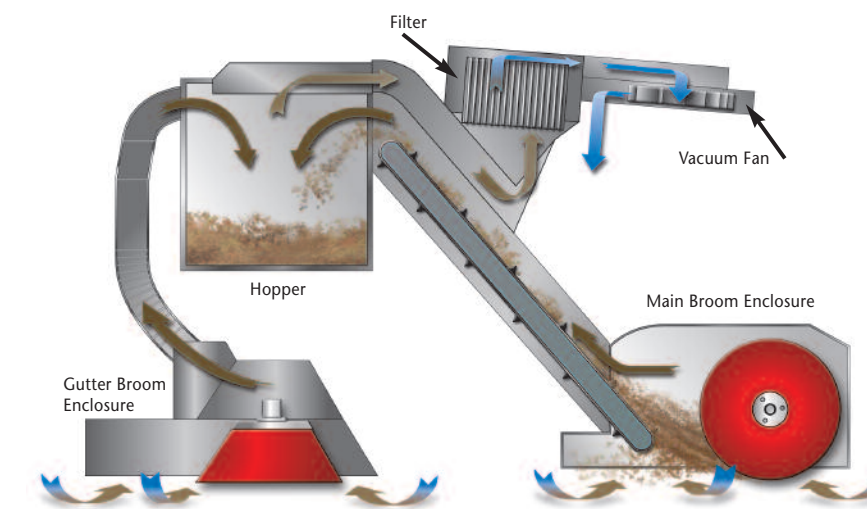
- Supplemental Water System**
A full water system is provided as standard on every unit to give operators the flexibility of using water should circumstances or preferences require it. This system includes an in-cab controlled water flow for main and side brooms. The 320 gal (1,210 L) system features removable, rustproof polyethylene water tanks and a self-priming centrifugal run-dry type pump that provides 6 gpm (22.7 L/min) @ 80 psi (5.8 bar).

- Dust Control System**
The Eagle with Waterless Dust Control features a patent-pending Dust Control System that includes a dust skirting system, dust separator in the hopper and a dust control fan.



WATERLESS DUST CONTROL SYSTEM*

A long life, dry filter element is installed between the debris hopper and the vacuum fan to prevent dust from being pulled from the hopper and blown out the vacuum fan exhaust. A majority of the fugitive dust falls into the hopper with only a small amount of dust getting to the filter. When the filter becomes loaded, it can be mechanically cleaned with an on-board cleaning system so sweeping can continue.



A powerful vacuum fan on the sweeper creates an air stream through the debris hopper, conveyor and skirted areas. The inward rushing air carries the airborne dust into the debris hopper, where it's allowed to settle out with the rest of the swept debris.


The fully flexible main and side broom skirting allow efficient dust capture, while still providing aggressive curb cleaning. These are fabricated from highly resilient polymer material for long wear and are easy to change and maintain.

*Patent Pending


- Proven Cab-Over Chassis**
The Eagle is mounted on a high-visibility, commercial-grade chassis dualized with genuine OEM parts. The standard Sterling Cargo features a 200 hp engine and a five-speed overdrive automatic transmission and meets all FMVSS standards. The short 121 in (3,037 mm) wheelbase provides a tight 19 ft 3 in (5,867 mm) turning radius. The unique full air ride suspension provides comfort during transport, while maintaining the ability to deflate the airbags and provides a ridged axle for sweeping and dumping stability. (Consult factory for additional chassis options.)
- Easy In-Cab Operation**
A center-mounted console provides access to all sweeper controls from either driving position. This includes hopper, conveyor, rear suspension, vacuum fan assist, adjustable spray water, broom controls, plus a full load indicator. Broom speed, conveyor speed and digging pressure are adjustable independently of truck rpm. Reverse gear automatically raises sweeping components to prevent damage. A complete set of auxiliary engine gauges keeps the operator informed at all times, including a tachometer, hour meter, voltmeter, fuel level, coolant temperature, oil pressure, hydraulic oil filter, engine running and air filter conditions.



- Reliable Hydraulic System**
Hydraulics transfer engine power to the sweep and dust control system. The Eagle uses a highly efficient hydraulic system that generates very little heat and uses less power than competitive systems. The system includes a 32 gal (121 L) reservoir, a tandem gear pump with 26 gpm (90.5 L/min) capacity @ 1,200 rpm for the brooms and a 25 gpm piston pump for the dust control fan.



- Convenient Maintenance Features**
Four access doors (with locks) open wide for easy access to all sweep system components, auxiliary engine and the dry dust control components, including the fan and filter. Built-in steps and a steel service platform provide stable work surfaces. All wiring harnesses are color-coded and function-labeled for easy maintenance and troubleshooting. All connectors are weatherproof to prevent moisture from getting into the connection.



To learn more about the Waterless Eagle difference, talk with your Elgin dealer or visit www.elginsweeper.com.